

Hamzah Cricket Community

CricClubs User Guide

Table of Contents

For Player:.....	3
Player Registration	3
Player Profile Update.....	4
For Captains/Vice-Captains.....	5
Update Team.....	6
Upload Team Logo.....	6
Match Summary (Admin Actions)	6
For Admin	7
Approve Players.....	7
Upload Players.....	7
Create Fixture / Upload Schedule	7
Create Team / Upload Teams.....	8
Create Series	8
Club Documents	8
Write News/Articles	9
Create Album	9
Update Club	9
Contact Us.....	10

For Player:

Player Registration

New Players are required to register at CricClubs.com/HamzahCricketCommunity. Register option **Register** is available on right side in menu bar. On selecting register option Player is directed to registration form to fill player details. Player submits registration request by clicking submit button. Please note anyone can register player on his behalf as long as have required player information for registration.

HOME / PLAYERS / MATCHES / TEAMS / STATISTICS / SERIES / CLUB / CONTACT

Login Register CricClubs Like

REGISTER PLAYER You are here: / Register Player

REGISTER PLAYER

Please enter the following player details.

First Name* Sachin

Last Name* Tendulkar

Email* srt@gmail.com

Password*

Nick Name

Date of Birth Apr 24 1971

Playing Role All Rounder

Batting Style Right Handed Batsman

Bowling Style Right Arm Medium

Phone

Address

Teams Played

Profile description

Upload Image: Choose File No file chosen

Type the text

Submit

Player Profile Update

Once player registration is approved, login at CricClubs.com/HamzahCricketCommunity using system generated credentials (Username/Password) provided via email id (used by player for registration). Once logged in player can update his profile details, Email Notification preferences and upload profile photo.

HOME / PLAYERS / MATCHES / TEAMS / STATISTICS / SERIES / CLUB / CONTACT [MyAccount](#) [Logout](#) [CricClubs](#) [Like](#)

EDIT PROFILE

You are here: [Home](#) / [Edit Profile](#)

Player: Preferences

First Name*

Last Name*

Nick Name:

Date of Birth:

Playing Role:

Batting Style:

Bowling Style:

Phone:

Address:

Teams Played:

Profile description:

Upload Image: No file chosen

For Captains/Vice-Captains

Captains/Vice-Captains will have extra privilege pertaining to their teams than just a player. Captains/Vice-Captains can navigate to their team using Teams -> View teams -> Click on your team name.

The screenshot shows the 'TEAM PAGE' for 'CRICKETUS (CL1 IPL 2013)'. At the top, there is a navigation bar with links: HOME, PLAYERS, MATCHES, TEAMS, STATISTICS, SERIES, CLUB, CONTACT, My Account, Logout, and a Like button. Below the navigation bar, the page title 'TEAM PAGE' is displayed. The main content area features an 'Update Team' section with a 'Upload your Team logo' button and a 'Drag & Drop Files' instruction. Below this, there are two rows of player profiles. Each profile includes a placeholder image, the player's name, role, and batting/bowling preferences. The first row includes Abhinav Bansal (All Rounder), Anish Matthew (Role:), Anmol Khopde (Batsman), Aswin Ravindranath (Wicket Keeper), Gaurav Mahendru (Role:), and Nikhil Kumar (All Rounder). The second row includes Nilesb Salbarde (All Rounder), Niraj Kanabar (All Rounder), Raj Bhansali (All Rounder), Sukrit Kherra (Bowler), and Vikas Korde (All Rounder). Below the player profiles is a 'MATCH SUMMARY' table with columns for Match #, Match Type, Date, Team One, Team two, Result, Scores Summary, and Actions. The table lists five matches, with the first match (League, 08/10/2013) showing CricketUS vs Gladiators, where CricketUS won by 10 runs. The 'Actions' column for each match contains an 'Admin Actions' dropdown menu.

#	Match Type	Date	Team One	Team two	Result	Scores Summary	Actions
5	Final	08/30/2013	Gladiators	CricketUS	CricketUS won by 8 wicket(s)	Gladiators: 79/8(20.0)CricketUS: 83/2(17.0)	Admin Actions
4	League	08/18/2013	Gladiators	CricketUS	Gladiators won by 13 runs	Gladiators: 110/5(10.0)CricketUS: 97/5(10.0)	Admin Actions
3	League	08/15/2013	DropOuts	CricketUS	CricketUS won by 9 wicket(s)	DropOuts: 57/7(10.0)CricketUS: 58/1(7.1)	Admin Actions
2	League	08/13/2013	SuperKings	CricketUS	CricketUS won by 9 wicket(s)	SuperKings: 53/9(12.0)CricketUS: 54/1(7.3)	Admin Actions
1	League	08/10/2013	CricketUS	Gladiators	CricketUS won by 10 runs	CricketUS: 99/4(12.0)Gladiators: 89/6(12.0)	Admin Actions

Update Team

Using this option Captains/VCs can update their team details like – Team name, players selected in roster for current series and Captain/VC.

HOME / PLAYERS / MATCHES / TEAMS / STATISTICS / SERIES / CLUB / CONTACT

My Account Logout Like

TEAM You are here: / Team

UPDATE TEAM

Series Name: CL1 IPL 2013

Team Name: CricketUS

AVAILABLE PLAYERS

- Hari Reddy
- harish vemula
- Harsh Koticha
- Harsha Kota
- Harshal Indane
- Harshaneel Gokhale
- harshit sehwat
- Hitendra Singh
- Infantain Morais
- Ishu Gupta

SELECTED PLAYERS

- Abhinav Bansal
- Anish Matthew
- Anmol Khopde
- Aswin Ravindranath
- Gaurav Mahendru
- Nikhil Kumar
- Nilesh Salbarde
- Niraj Kanabar
- Raj Bhansali
- Sukrit Kherra

Captain: Vikas Korde

Vice Captain: Nilesh Salbarde

Group: 1

Upload Team Logo

Captain/VC can upload Team Logo using this option

Match Summary (Admin Actions)

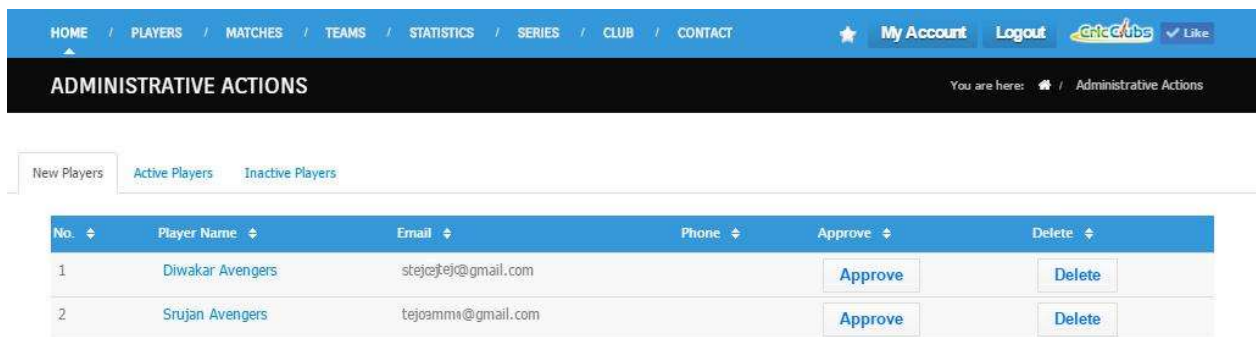
Captain/VC can update Match Summary and Full Scorecard using this option. This option is enabled only for Captain/VC and only for those games where one of the playing team belongs to Captain/VC.

For Admin

Admin has lot of functions available related to Cricket League management.

Approve Players

When admin navigates to Players -> Approve players, there are 3 tabs namely New, Active and Inactive. New Players are waiting for admin's approval, Active players are already approved by admin players and Inactive players are those registered players who are no more actively playing.

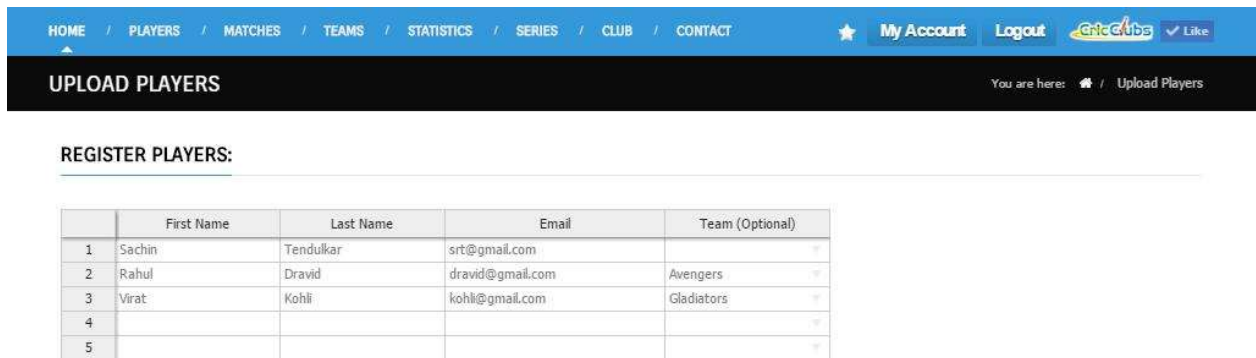


The screenshot shows the 'ADMINISTRATIVE ACTIONS' page. At the top, there is a navigation bar with links: HOME / PLAYERS / MATCHES / TEAMS / STATISTICS / SERIES / CLUB / CONTACT. On the right, there are links for 'My Account', 'Logout', and 'CricClubs' with a 'Like' button. Below the navigation bar, the page title 'ADMINISTRATIVE ACTIONS' is displayed. On the right side, it says 'You are here: Home / Administrative Actions'. Below the title, there are three tabs: 'New Players', 'Active Players', and 'Inactive Players'. The 'Active Players' tab is selected. Below the tabs, there is a table with the following data:

No.	Player Name	Email	Phone	Approve	Delete
1	Diwakar Avengers	stejcestej@gmail.com		Approve	Delete
2	Srujan Avengers	tejosamma@gmail.com		Approve	Delete

Upload Players

Admins can upload players (Players -> Upload Players) in bulk using excel similar interface (Hint: Ctrl-c and Ctrl-v from excel to website entry portal works on all screens)



The screenshot shows the 'UPLOAD PLAYERS' page. At the top, there is a navigation bar with links: HOME / PLAYERS / MATCHES / TEAMS / STATISTICS / SERIES / CLUB / CONTACT. On the right, there are links for 'My Account', 'Logout', and 'CricClubs' with a 'Like' button. Below the navigation bar, the page title 'UPLOAD PLAYERS' is displayed. On the right side, it says 'You are here: Home / Upload Players'. Below the title, there is a section titled 'REGISTER PLAYERS:'. Below this section, there is a table with the following data:

	First Name	Last Name	Email	Team (Optional)
1	Sachin	Tendulkar	srt@gmail.com	
2	Rahul	Dravid	dravid@gmail.com	Avengers
3	Virat	Kohli	kohli@gmail.com	Gladiators
4				
5				

Create Fixture / Upload Schedule

Admins can create fixture for one match or upload schedule to create multiple fixtures by providing required Fixture related information in terms of teams involved, date/time, ground location etc.

Create Team / Upload Teams

Admins can create Teams individually or upload teams to create multiple teams by providing required Team related information in terms of team Name, Players on roster and Captain/VC etc.

Create Series

Admins can create Series using Series -> Create Series by providing required details for series.

HOME / PLAYERS / MATCHES / TEAMS / STATISTICS / SERIES / CLUB / CONTACT

My Account Logout Like

SERIES You are here: / Series

CREATE SERIES

Series Name:

Start Date:

Groups:

Bonus Point Allowed?

Club Documents

This option let admin upload documents for League which will be available to all players via web

HOME / PLAYERS / MATCHES / TEAMS / STATISTICS / SERIES / CLUB / CONTACT

My Account Logout Like

DOCUMENT CENTER You are here: / Document Center

AVAILABLE DOCUMENTS:

Name	Description	Date	size	Delete
1. CL Winter Rules	CL Winter Rules	2015-01-23	31KB	Delete
2. CL Grounds (Grass)	CL Grounds (Grass)	2014-10-07	7350KB	Delete
3. CL UmpireReport	CL UmpireReport	2014-09-14	71KB	Delete
4. CL ScoreSheet	CL ScoreSheet	2014-09-14	151KB	Delete
5. CL Standard Rules	CL Standard Rules	2014-08-23	129KB	Delete

UPLOAD A DOCUMENT:

Document Name:

Document Description:

Document Location: No file chosen

(Valid file types: .pdf,.doc,.docx,.xls,.xlsx,.xltm,.txt,.zip,.rar,.jpg,.gif,.png
File Size: not more than 500KB.)

Write News/Articles

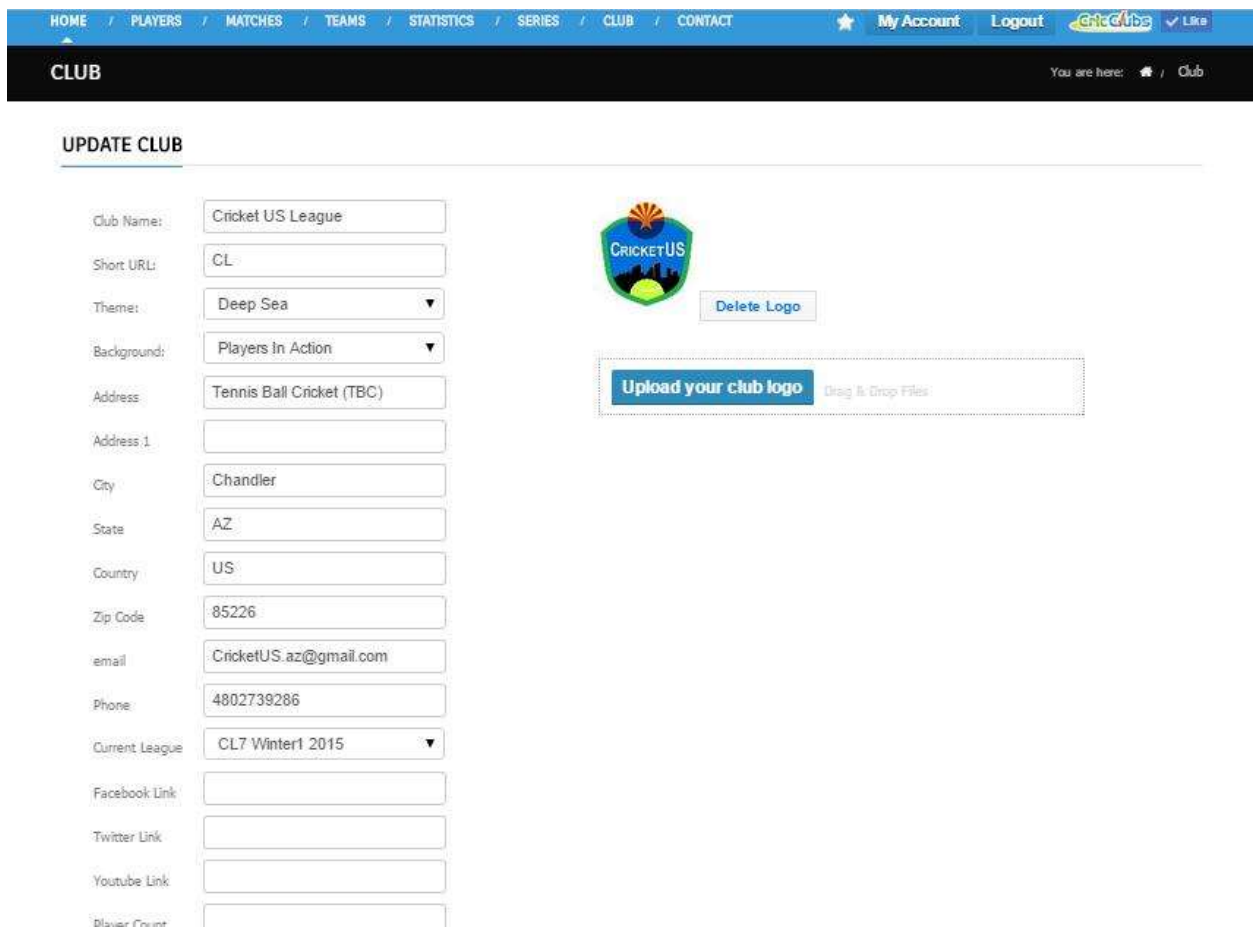
These options let Admin write News/Articles which are published on Club homepage.

Create Album


This option let admin create album and upload players to created album


Update Club

This option let admin choose Theme for website and Background from various pre-loaded options. All club related contact information will be recorded here which will be available to everyone to know more or connect with the club.




HOME / PLAYERS / MATCHES / TEAMS / STATISTICS / SERIES / CLUB / CONTACT

My Account Logout  Like

CLUB You are here:  / Club

UPDATE CLUB

Club Name:	<input type="text" value="Cricket US League"/>
Short URL:	<input type="text" value="CL"/>
Theme:	<input type="text" value="Deep Sea"/>
Background:	<input type="text" value="Players In Action"/>
Address:	<input type="text" value="Tennis Ball Cricket (TBC)"/>
Address 1:	<input type="text"/>
City:	<input type="text" value="Chandler"/>
State:	<input type="text" value="AZ"/>
Country:	<input type="text" value="US"/>
Zip Code:	<input type="text" value="85226"/>
email:	<input type="text" value="CricketUS.az@gmail.com"/>
Phone:	<input type="text" value="4802739286"/>
Current League:	<input type="text" value="CL7 Winter1 2015"/>
Facebook Link:	<input type="text"/>
Twitter Link:	<input type="text"/>
Youtube Link:	<input type="text"/>
Display Name:	<input type="text"/>



Drag & Drop Files

Contact Us

For any questions/Suggestions, please contact below

Email: hcc-managing-organization@googlegroups.com